

6

5

4

3

2

1

MATERIAL AND FINISH:

Insulator: Impact resistance Polypropylene, black, UL-94V-HB rated

PDSN-21A (wire leads): PVC, 26 AWG

Contact & terminals:

PDSN-21B: Brass, Nickel plated

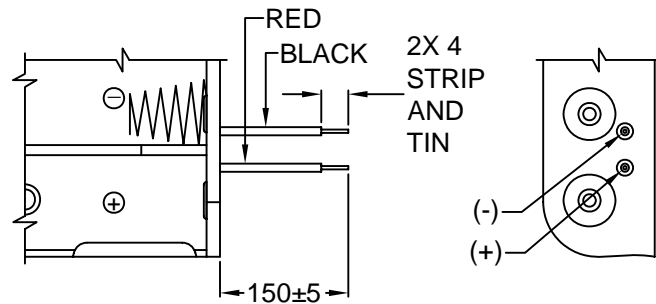
PDSN-21C: Brass, Nickel plated

PDSN-21D: Steel, Nickel plated

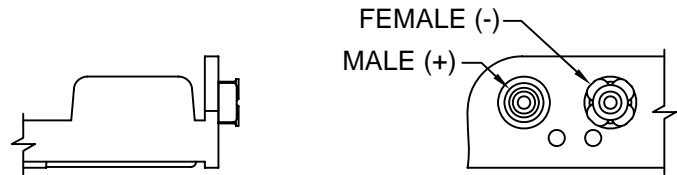
Spring: Spring Steel, Nickel plated imbedded in Polypropylene

ENVIRONMENTAL:

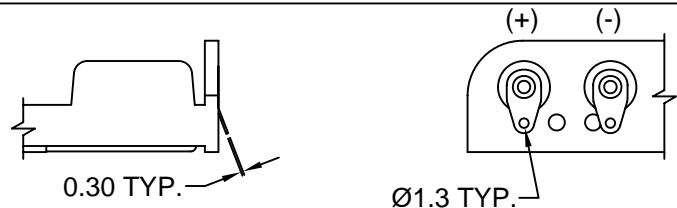
Operating temperature: -5°C to +83°C



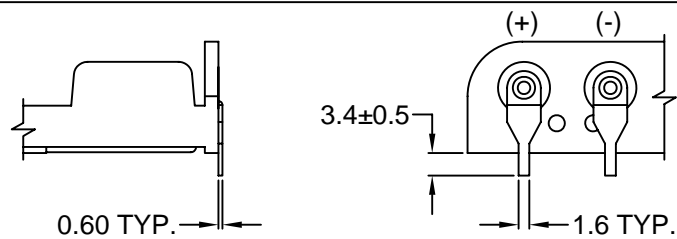
PDSN-21A WIRE LEADS



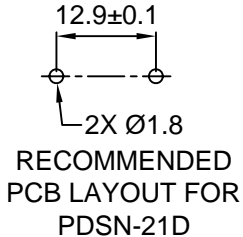
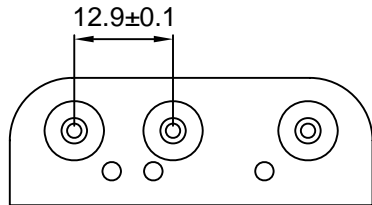
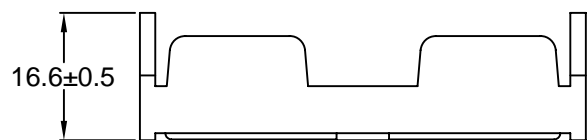
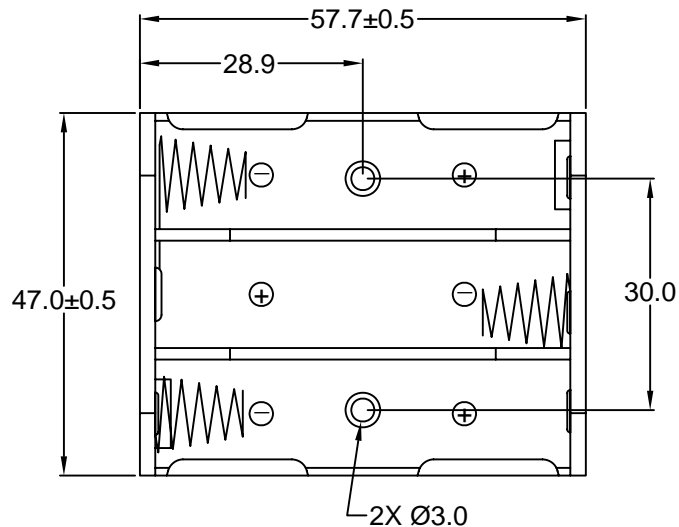
PDSN-21B SNAP TERMINAL



PDSN-21C SOLDER LUGS



PDSN-21D PCB PINS



REV	DATE	CHANGE	CHNG CHECK APPR			
			SLS	LH	SS	PB
A	6/98	DIM 30.0 WAS 27.0	SLS	LH	SS	PB
B	10/99	UPDATE DWG & ADD TOL.	TD	JJ	JJ	TD
C	7/10/00	UPDATED DRAWING	PB	JJ	JJ	TD
D	04/05/02	REVISED / UPDATED	GQ	TD	TD	PB

TOLERANCE UNLESS OTHERWISE SPECIFIED		
X	±	1
X.X	±	0.4
X.XX	±	0.20

DRAWN BY	TM	DATE:	3/21/94
CHECK BY	JJ	DATE:	10/14/99
APPR BY	SS	DATE:	10/14/99

Power Dynamics, Inc.
 Phone: 973 560-0019 Whippany, New Jersey Fax: 973 560-0076

PART: 3 CELL TYPE "AA" BATTERY HOLDER
 SIDE BY SIDE

PDSN-21X

SIZE: A
 SCALE: NTS

ALL DIMENSIONS FOR REFERENCE ONLY
 DIMENSIONS ARE IN MILLIMETERS

SHEET 1 of 1
 REV: D